



Venture Center
Impact Report FY 2020-21

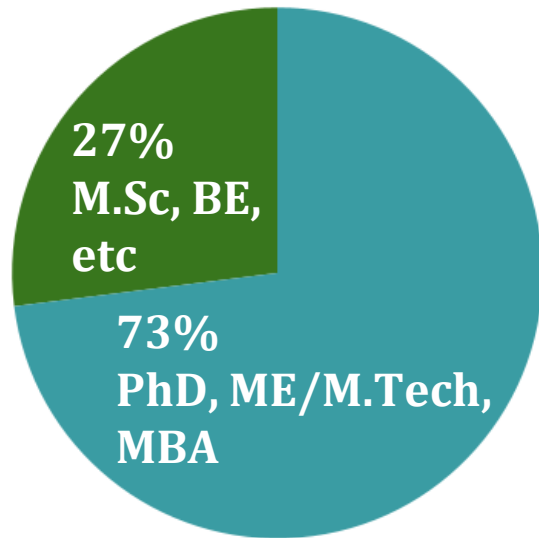
About the survey for Impact Campaign

- Survey conducted during : 8 June - 10 July, 21
- Mechanism: survey questionnaire via Google Form
- Startups surveyed: 90 startups who were supported under Resident incubation & Associate incubation programs of Venture Center during FY 2020-21.
- Responses received from: 85 startups

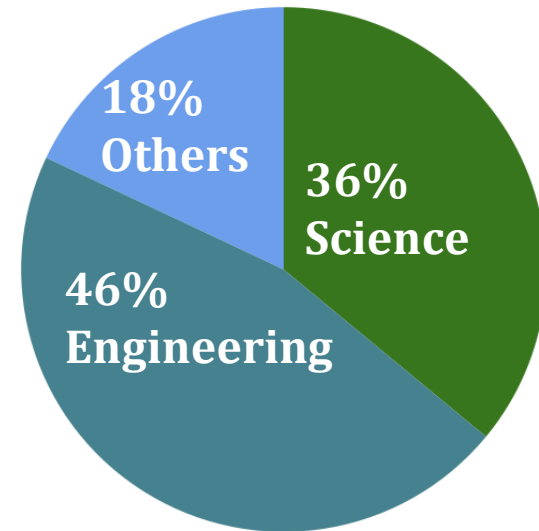
Entrepreneur quality and inclusiveness

(Founders of current resident & associate incubatees of FY 2020-21)

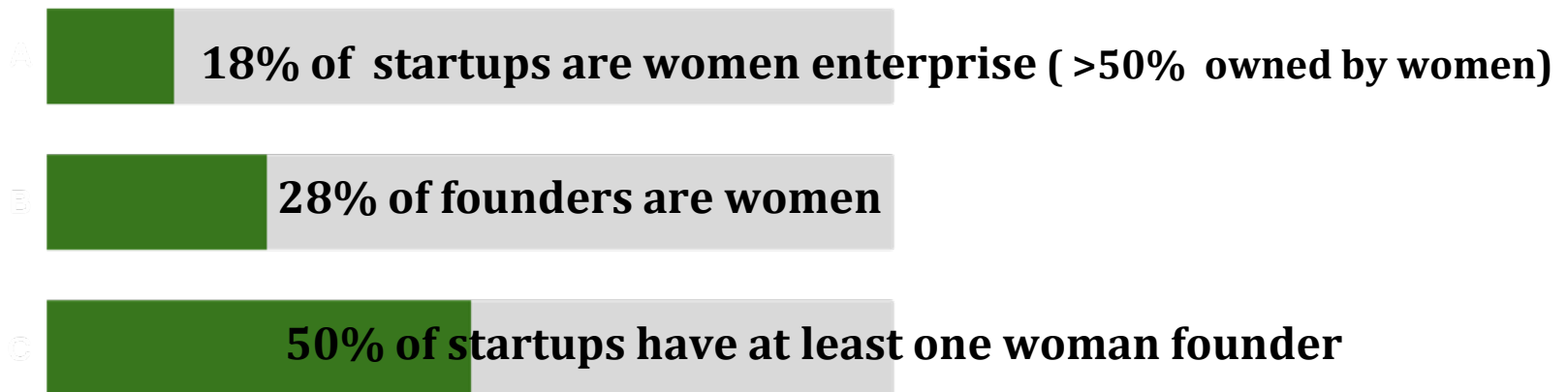
Highly trained professional



Undergraduate training



Women Entrepreneurship



Jobs & Gainful employment

(Created by current resident & associate incubatees of FY 2020-21)

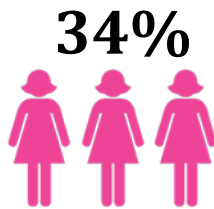
184 Founders | **693** Employees

156 Consultants | **125** Interns | **500** Indirect jobs | **252** Mentors

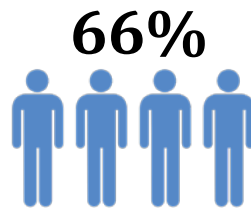


~1900 professional engagements

Background of employees

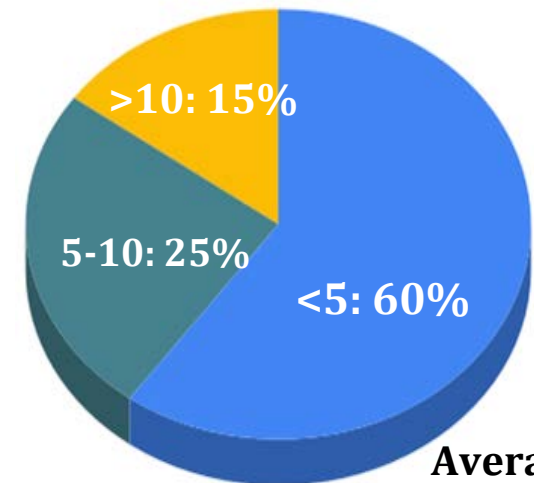


34% have a PhD / MTech/MBA/ equivalent degrees



73% have either a science or an engineering degree

Start-up team size



Average size: 8

Economical & financial outcomes

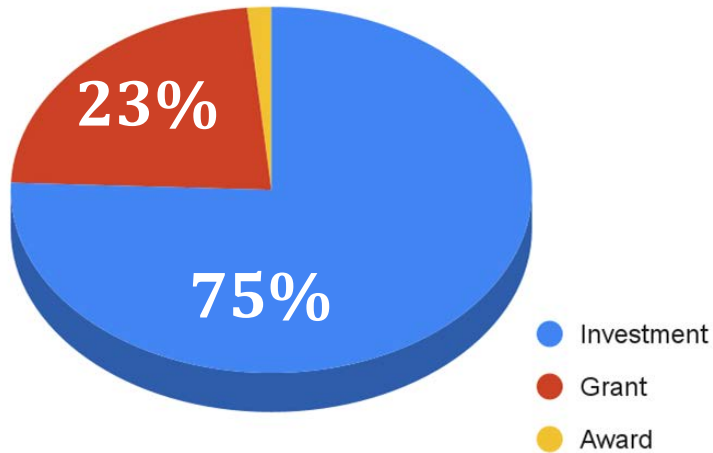
(for current resident & associate incubatees of FY 2020-21)



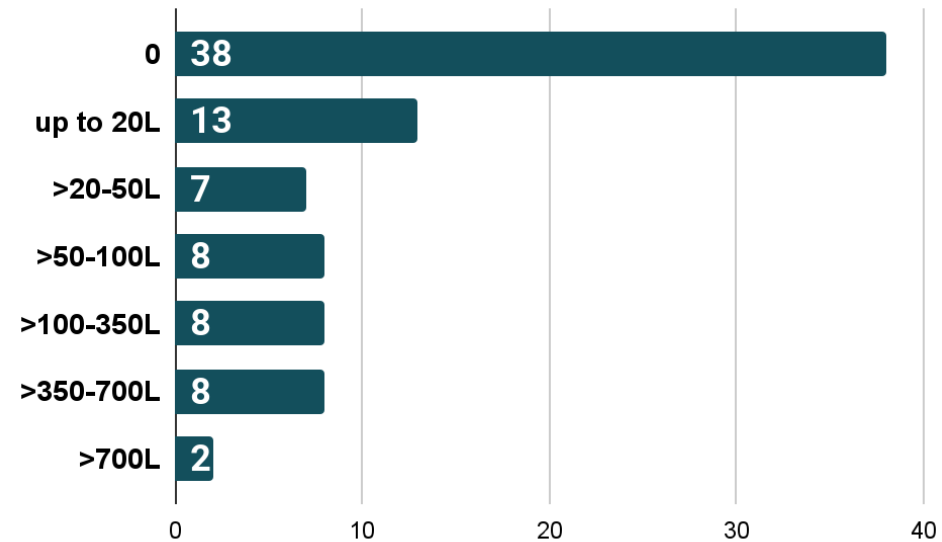
Investment mobilized

Rs 161 Cr

by 46 (54%) companies



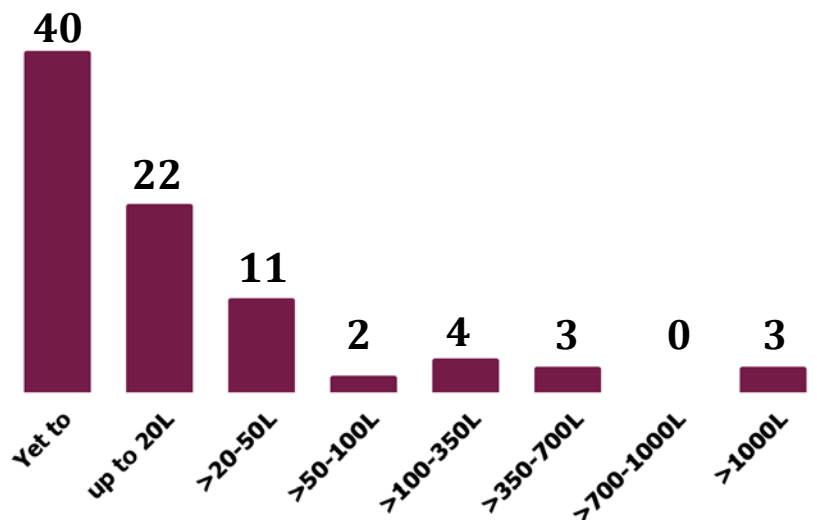
Modes of finance



Fundraising brackets

Economical & financial outcomes

(for current resident & associate incubatees of FY 2020-21)



Number of companies by revenue



Revenue generated

Rs 900 Cr

by 45 (52%) companies



Rs 557 Cr

(47 companies)



Rs 142 Cr

(11 companies)

Innovation intensity and advancement

(reported by current resident & associate incubatees of FY 2020-21)

IP

25
filed



Unique Patent Families

18
filed



10
filed



Products & services launched

38

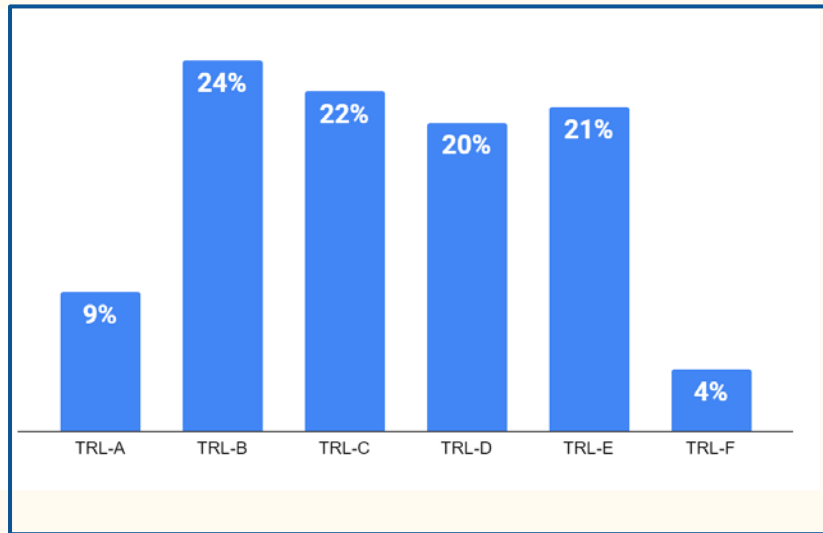


16

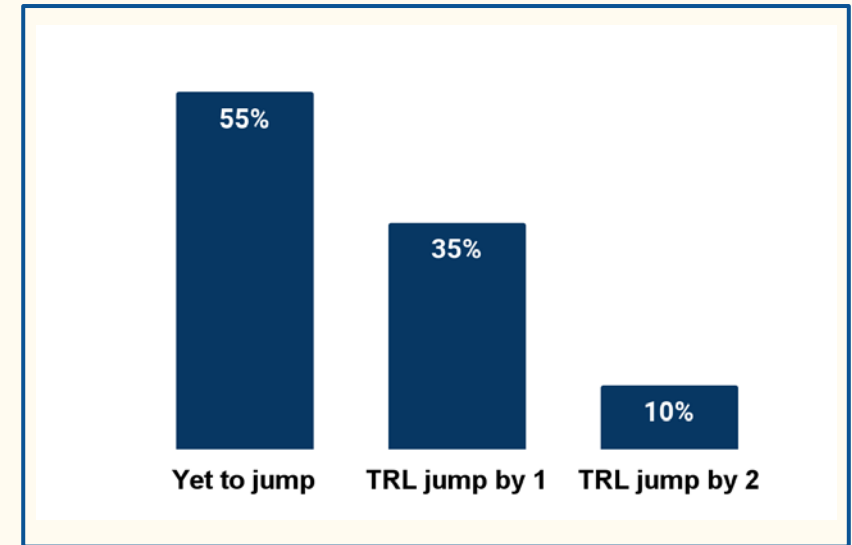


Innovation intensity and advancement

(reported by current resident & associate incubatees of FY 2020-21)



TRL levels by end of FY20-21



Progression in TRL

TRL A : Technology concept formulated

TRL B : Proof-of-concept demonstrated in lab scale

TRL C : Prototype developed and tested; technology demonstrated at pilot scale

TRL D : Product or service offering tested in real/ field trials; trial use by test customers

TRL E : Commercial production/ service offerings in place

TRL F : Proven technology with respect to established market